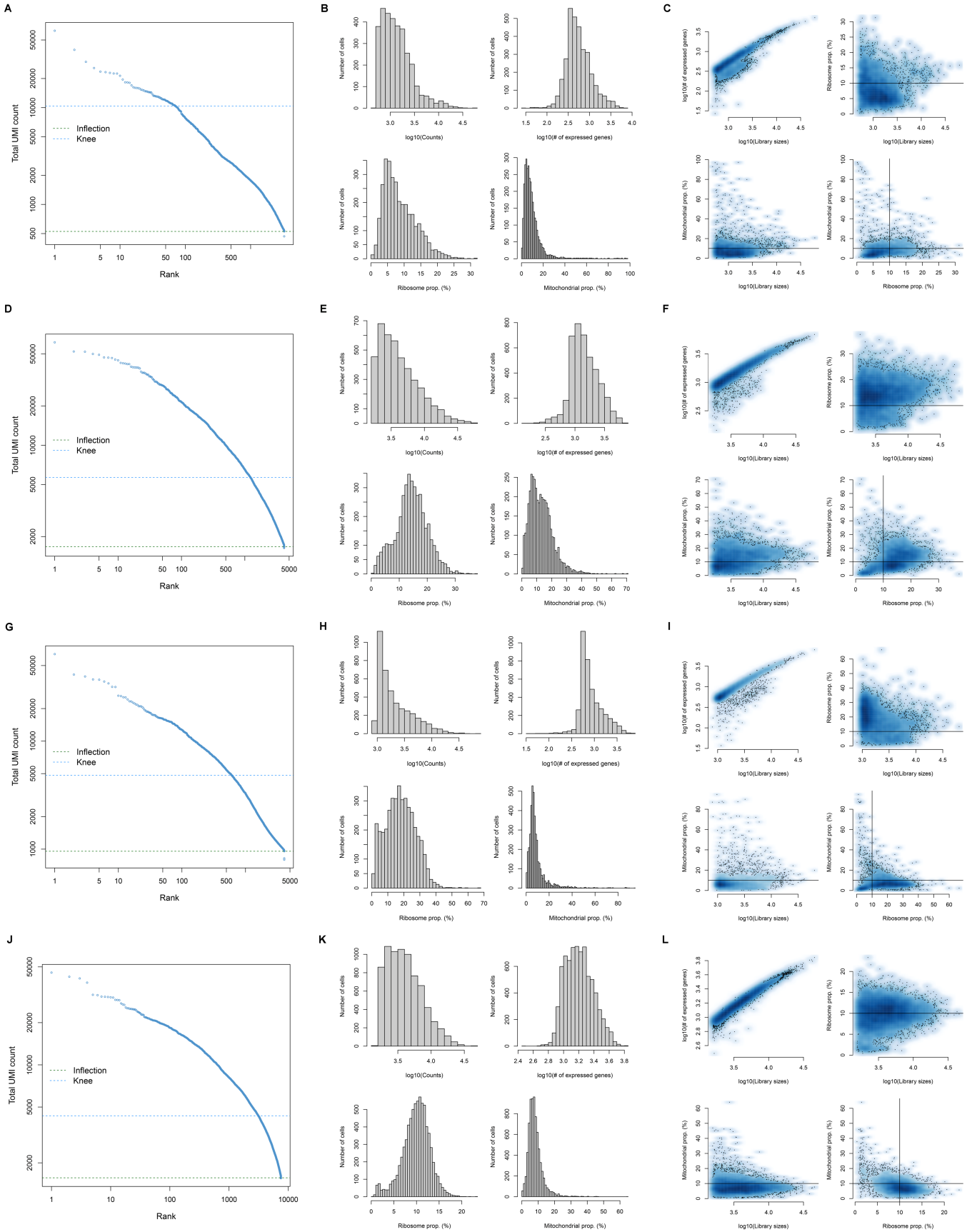
A
Total UMI count
Inflection
Knee
Rank
B
Number of cells
log10(Counts)
log10(# of expressed genes)
Ribosome prop. (%)
Mitochondrial prop. (%)
C
log10(# of expressed genes)
log10(Library sizes)
Ribosome prop. (%)
Mitochondrial prop. (%)
D
E
F
G
H
I
J
K
L

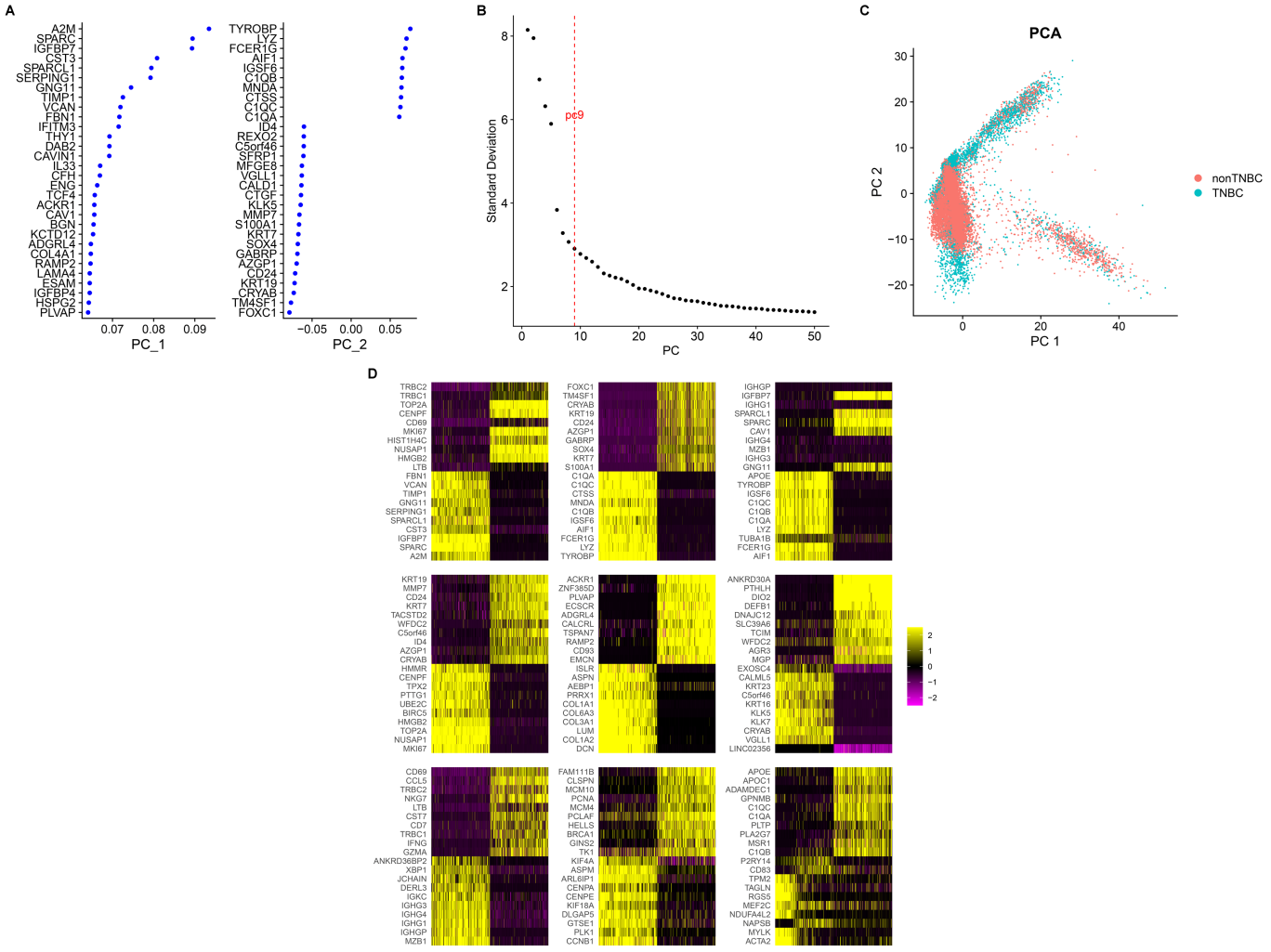
A
A2M
SPARC
IGFBP7
CST3
SPARCL1
SERPING1
GNG11
TIMP1
VCAN
FBN1
IFITM3
THY1
DAB2
CAVIN1
IL33
CFH
ENG
TCF4
ACKR1
CAV1
BGN
KCTD12
ADGRL4
COL4A1
RAMP2
LAMA4
ESAM
IGFBP4
HSPG2
PLVAP
0.07
0.08
0.09
PC_1
TYROBP
LYZ
FCER1G
AIF1
IGSF6
C1QB
MNDA
CTSS
C1QC
C1QA
ID4
REXO2
C5orf46
SFRP1
MFGE8
VGLL1
CALD1
CTGF
KLK5
MMP7
S100A1
KRT7
SOX4
GABRP
AZGP1
CD24
KRT19
CRYAB
TM4SF1
FOXC1
−0.05
0.00
0.05
PC_2
B
Standard Deviation
pc9
PC
C
PCA
PC 2
PC 1
nonTNBC
TNBC
D
TRBC2
TRBC1
TOP2A
CENPF
CD69
MKI67
HIST1H4C
NUSAP1
HMGB2
LTB
FBN1
VCAN
TIMP1
GNG11
SERPING1
SPARCL1
CST3
IGFBP7
SPARC
A2M
FOXC1
TM4SF1
CRYAB
KRT19
CD24
AZGP1
GABRP
SOX4
KRT7
S100A1
C1QA
C1QC
CTSS
MNDA
C1QB
IGSF6
AIF1
FCER1G
LYZ
TYROBP
IGHGP
IGFBP7
IGHG1
SPARCL1
SPARC
CAV1
IGHG4
MZB1
IGHG3
GNG11
APOE
TYROBP
IGSF6
C1QC
C1QB
C1QA
LYZ
TUBA1B
FCER1G
AIF1
KRT19
MMP7
CD24
KRT7
TACSTD2
WFDC2
C5orf46
ID4
AZGP1
CRYAB
HMMR
CENPF
TPX2
PTTG1
UBE2C
BIRC5
HMGB2
TOP2A
NUSAP1
MKI67
ACKR1
ZNF385D
PLVAP
ECSCR
ADGRL4
CALCRL
TSPAN7
RAMP2
CD93
EMCN
ISLR
ASPN
AEBP1
PRRX1
COL1A1
COL6A3
COL3A1
LUM
COL1A2
DCN
ANKRD30A
PTHLH
DIO2
DEFB1
DNAJC12
SLC39A6
TCIM
WFDC2
AGR3
MGP
EXOSC4
CALML5
KRT23
C5orf46
KRT16
KLK5
KLK7
CRYAB
VGLL1
LINC02356
2
1
0
−1
−2
CD69
COL5
TRBC2
NKG7
LTB
CST7
CD7
TRBC1
IFNG
GZMA
ANKRD36BP2
XBP1
JCHAIN
DERL3
IGKC
IGHG3
IGHG4
IGHG1
IGHGP
MZB1
FAM111B
CLSPN
MCM10
PCNA
MCM4
PCLAF
HELLS
BRCA1
GINS2
TK1
KIF4A
ASPM
ARL6IP1
CENPA
CENPE
KIF18A
DLGAP5
GTSE1
PLK1
CCNB1
APOE
APOC1
ADAMDEC1
GPNMB
C1QC
C1QA
PLTP
PLA2G7
MSR1
C1QB
P2RY14
CD83
TPM2
TAGLN
RGS5
MEF2C
NDUFA4L2
NAPSB
MYLK
ACTA2

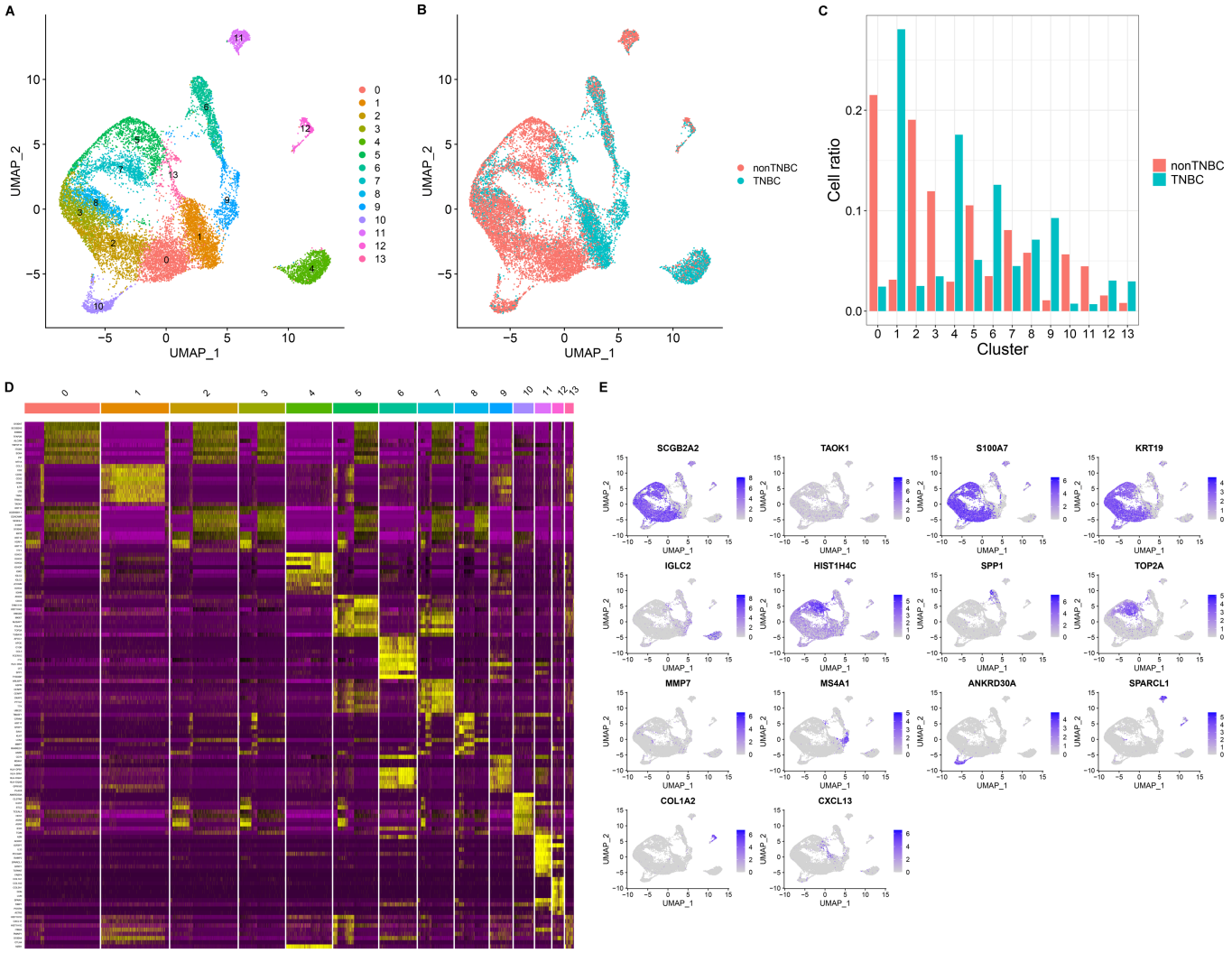
A
UMAP_2
UMAP_1
0
1
2
3
4
5
6
7
8
9
10
11
12
13
B
UMAP_2
UMAP_1
nonTNBC
TNBC
C
Cell ratio
Cluster
nonTNBC
TNBC
D
E
SCGB2A2
TAOK1
S100A7
KRT19
IGLC2
HIST1H4C
SPP1
TOP2A
MMP7
MS4A1
ANKRD30A
SPARCL1
COL1A2
CXCL13
UMAP_1
UMAP_2