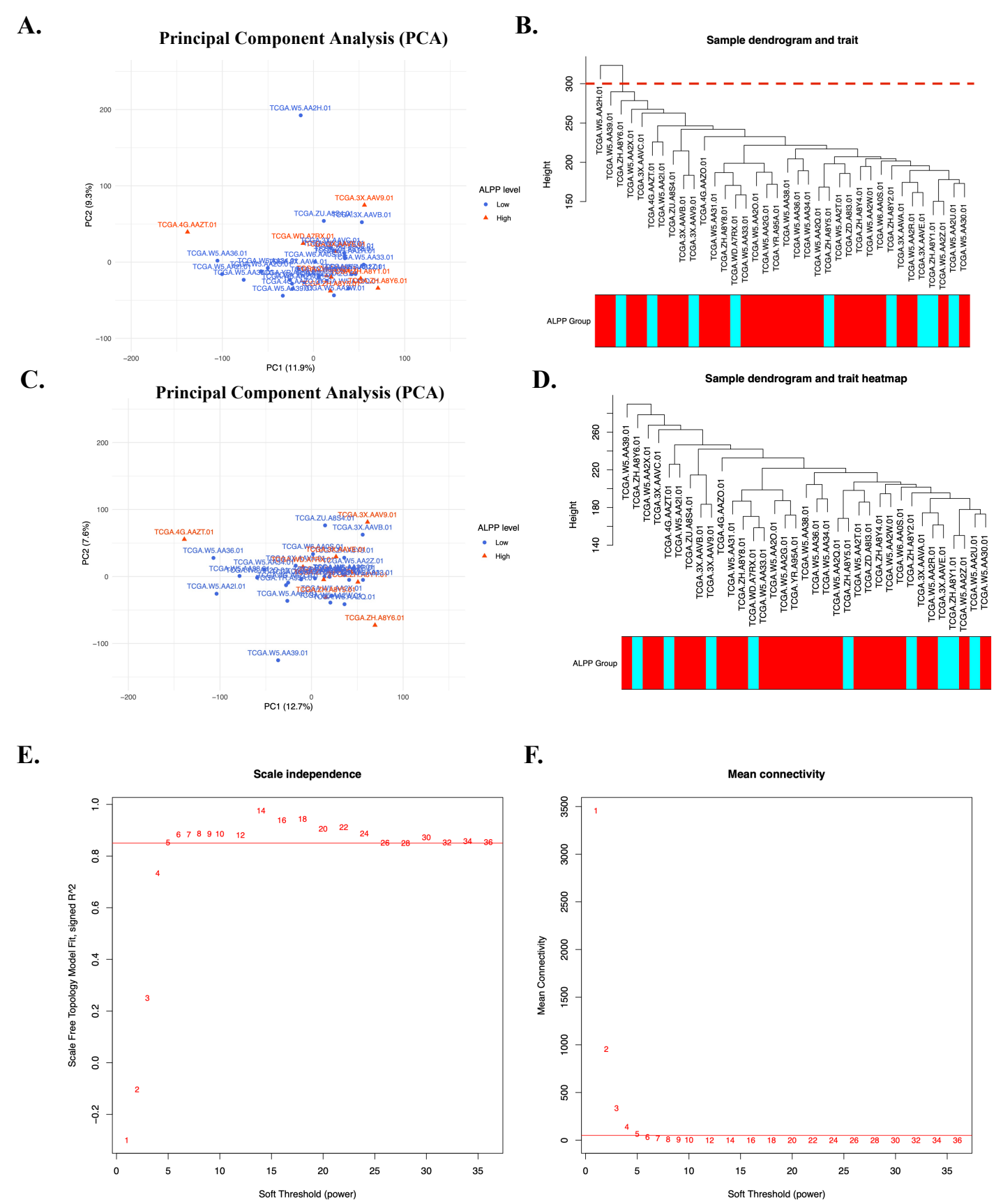
A.
Principal Component Analysis (PCA)
PC2 (9.3%)
PC1 (11.9%)
ALPP level
Low
High
B.
Sample dendrogram and trait
Height
ALPP Group
C.
Principal Component Analysis (PCA)
PC2 (7.6%)
PC1 (12.7%)
ALPP level
Low
High
D.
Sample dendrogram and trait heatmap
Height
ALPP Group
E.
Scale independence
Scale Free Topology Model Fit, signed R^2
Soft Threshold (power)
F.
Mean connectivity
Mean Connectivity
Soft Threshold (power)

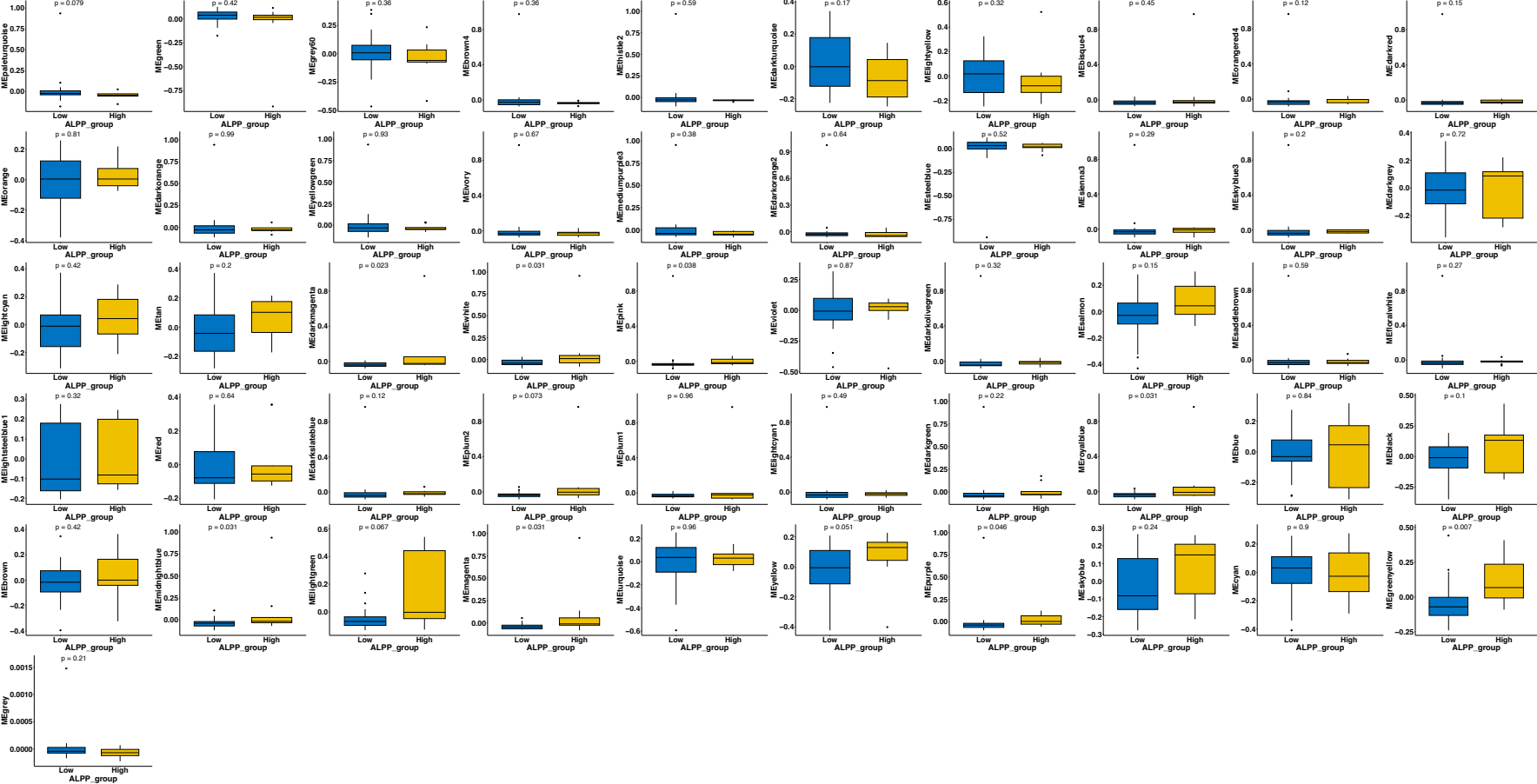
MEpaleturquoise
p = 0.079
MEgreen
p = 0.42
MEgrey60
p = 0.36
MEbrown4
p = 0.36
MEthistle2
p = 0.59
MEdarkturquoise
p = 0.17
MElightyellow
p = 0.32
MEbisque4
p = 0.45
MEorangered4
p = 0.12
MEdarkred
p = 0.15
MEorange
p = 0.81
MEdarkorange
p = 0.99
MEyellowgreen
p = 0.93
MEivory
p = 0.67
MEmediumpurple3
p = 0.38
MEdarkorange2
p = 0.64
MEsteelblue
p = 0.52
MEsienna3
p = 0.29
MEskyblue3
p = 0.2
MEdarkgrey
p = 0.72
MElightcyan
p = 0.42
MEtan
p = 0.2
MEdarkmagenta
p = 0.023
MEwhite
p = 0.031
MEpink
p = 0.038
MEviolet
p = 0.87
MEdarkolivegreen
p = 0.32
MEsalmon
p = 0.15
MEsaddlebrown
p = 0.59
MEfloralwhite
p = 0.27
MElightsteelblue1
p = 0.32
MEred
p = 0.64
MEdarkslateblue
p = 0.12
MEplum2
p = 0.073
MEplum1
p = 0.96
MElightcyan1
p = 0.49
MEdarkgreen
p = 0.22
MEroyalblue
p = 0.031
MEblue
p = 0.84
MEblack
p = 0.1
MEbrown
p = 0.42
MEmidnightblue
p = 0.031
MElightgreen
p = 0.067
MEmagenta
p = 0.031
MEturquoise
p = 0.96
MEyellow
p = 0.051
MEpurple
p = 0.046
MEskyblue
p = 0.24
MEcyan
p = 0.9
MEgreenyellow
p = 0.007
MEgrey
p = 0.21
Low
High
ALPP_group

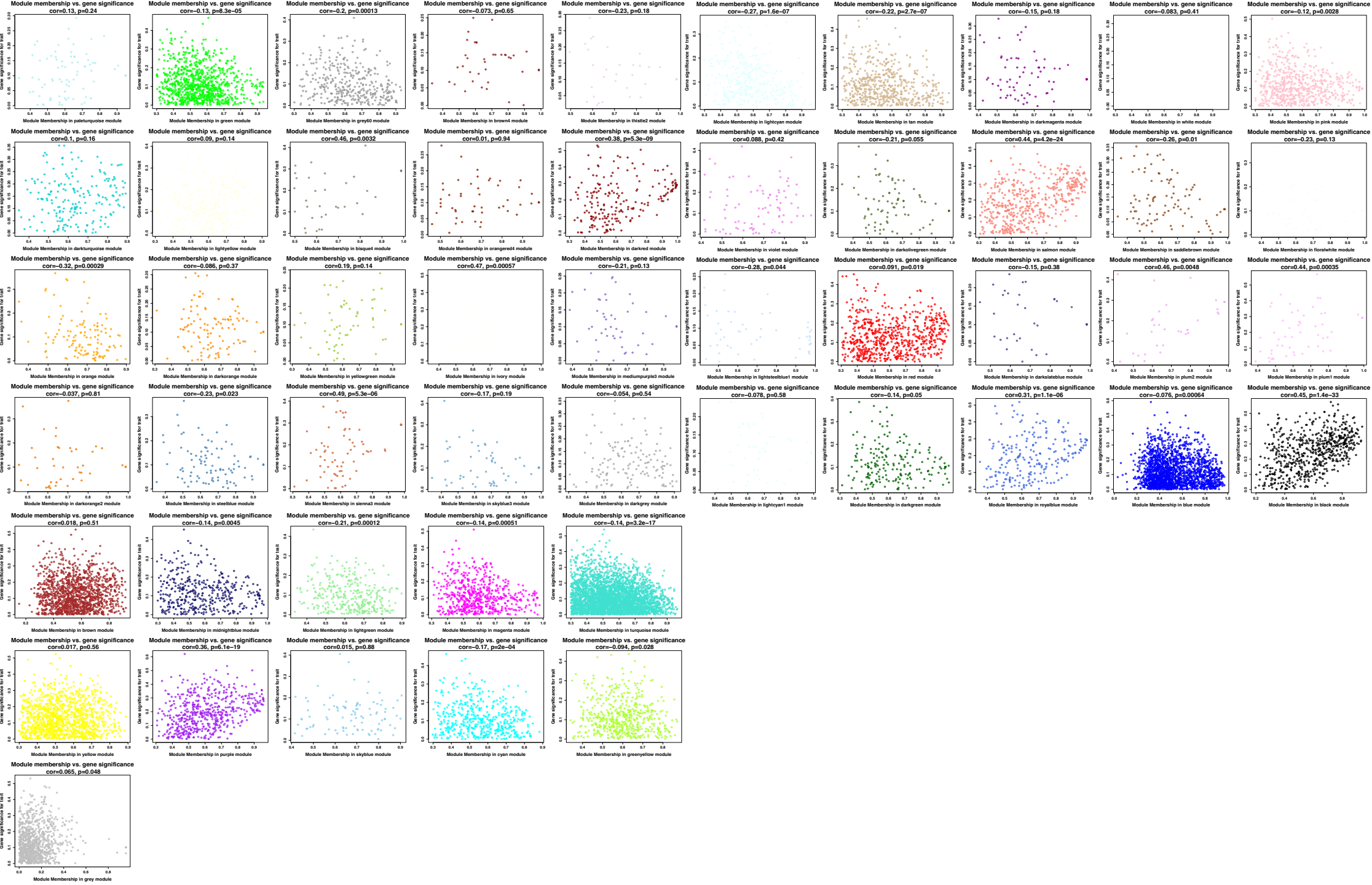
Module membership vs. gene significance
cor=0.13, p=0.24
Module Membership in paleturquoise module
Module membership vs. gene significance
cor=−0.13, p=8.3e−05
Module Membership in green module
Module membership vs. gene significance
cor=−0.2, p=0.00013
Module Membership in grey60 module
Module membership vs. gene significance
cor=−0.073, p=0.65
Module Membership in brown4 module
Module membership vs. gene significance
cor=−0.23, p=0.18
Module Membership in thistle2 module
Module membership vs. gene significance
cor=−0.27, p=1.6e−07
Module Membership in lightcyan module
Module membership vs. gene significance
cor=−0.22, p=2.7e−07
Module Membership in tan module
Module membership vs. gene significance
cor=−0.15, p=0.18
Module Membership in darkmagenta module
Module membership vs. gene significance
cor=−0.083, p=0.41
Module Membership in white module
Module membership vs. gene significance
cor=−0.12, p=0.0028
Module Membership in pink module
Module membership vs. gene significance
cor=0.1, p=0.16
Module Membership in darkturquoise module
Module membership vs. gene significance
cor=0.09, p=0.14
Module Membership in lightyellow module
Module membership vs. gene significance
cor=0.46, p=0.0032
Module Membership in bisque4 module
Module membership vs. gene significance
cor=0.01, p=0.94
Module Membership in orangered4 module
Module membership vs. gene significance
cor=0.38, p=5.3e−09
Module Membership in darkred module
Module membership vs. gene significance
cor=0.088, p=0.42
Module Membership in violet module
Module membership vs. gene significance
cor=−0.21, p=0.055
Module Membership in darkolivegreen module
Module membership vs. gene significance
cor=0.44, p=4.2e−24
Module Membership in salmon module
Module membership vs. gene significance
cor=−0.26, p=0.01
Module Membership in saddlebrown module
Module membership vs. gene significance
cor=−0.23, p=0.13
Module Membership in floralwhite module
Module membership vs. gene significance
cor=−0.32, p=0.00029
Module Membership in orange module
Module membership vs. gene significance
cor=−0.086, p=0.37
Module Membership in darkorange module
Module membership vs. gene significance
cor=0.19, p=0.14
Module Membership in yellowgreen module
Module membership vs. gene significance
cor=0.47, p=0.00057
Module Membership in ivory module
Module membership vs. gene significance
cor=−0.21, p=0.13
Module Membership in mediumpurple3 module
Module membership vs. gene significance
cor=−0.28, p=0.044
Module Membership in lightsteelblue1 module
Module membership vs. gene significance
cor=0.091, p=0.019
Module Membership in red module
Module membership vs. gene significance
cor=−0.15, p=0.38
Module Membership in darkslateblue module
Module membership vs. gene significance
cor=0.46, p=0.0048
Module Membership in plum2 module
Module membership vs. gene significance
cor=0.44, p=0.00035
Module Membership in plum1 module
Module membership vs. gene significance
cor=−0.037, p=0.81
Module Membership in darkorange2 module
Module membership vs. gene significance
cor=−0.23, p=0.023
Module Membership in steelblue module
Module membership vs. gene significance
cor=0.49, p=5.3e−06
Module Membership in sienna3 module
Module membership vs. gene significance
cor=−0.17, p=0.19
Module Membership in skyblue3 module
Module membership vs. gene significance
cor=−0.054, p=0.54
Module Membership in darkgrey module
Module membership vs. gene significance
cor=−0.078, p=0.58
Module Membership in lightcyan1 module
Module membership vs. gene significance
cor=−0.14, p=0.05
Module Membership in darkgreen module
Module membership vs. gene significance
cor=0.31, p=1.1e−06
Module Membership in royalblue module
Module membership vs. gene significance
cor=−0.076, p=0.00064
Module Membership in blue module
Module membership vs. gene significance
cor=0.45, p=1.4e−33
Module Membership in black module
Module membership vs. gene significance
cor=0.018, p=0.51
Module Membership in brown module
Module membership vs. gene significance
cor=−0.14, p=0.0045
Module Membership in midnightblue module
Module membership vs. gene significance
cor=−0.21, p=0.00012
Module Membership in lightgreen module
Module membership vs. gene significance
cor=−0.14, p=0.00051
Module Membership in magenta module
Module membership vs. gene significance
cor=−0.14, p=3.2e−17
Module Membership in turquoise module
Module membership vs. gene significance
cor=0.017, p=0.56
Module Membership in yellow module
Module membership vs. gene significance
cor=0.36, p=6.1e−19
Module Membership in purple module
Module membership vs. gene significance
cor=0.015, p=0.88
Module Membership in skyblue module
Module membership vs. gene significance
cor=−0.17, p=2e−04
Module Membership in cyan module
Module membership vs. gene significance
cor=−0.094, p=0.028
Module Membership in greenyellow module
Module membership vs. gene significance
cor=0.065, p=0.048
Module Membership in grey module
Gene significance for trait